

# SUNDOWNER-C CUT-OFF LED – up to 18 year Maintenance Cycle

## High Vertical Illumination



### FEATURES

- Forward Throw Optics
- Up to 4.5 to 1 spacing
- Use 80% less energy
- 60,000 hour system life
- 4500K – 70 CRI Color
- Lumiled Rebel LEDs
- Diecast aluminum housing
- Stainless Steel Hardware
- Field replaceable components
- Five year limited warranty

### BENEFITS

- Illuminates Parking Area
- Use less fixtures
- No environmental impact
- 16-18 year maintenance cycle
- Cool white maximizes visibility
- DOE LM-80 certified
- Durable construction
- Long life components
- Easy maintenance
- Tested design

### APPLICATIONS

- School facades
- Wall lit parking areas
- Commercial buildings
- Theaters
- Universities
- Indoor walkways
- Tunnels
- Parking Structures
- Doorways
- Car washes

## Specifications/Features

### GENERAL

- Premium constructed LED wall mounted luminaire
- Up to 56.9 lumens per watt delivered per LM-79
- No maintenance for up to 18 years
- Replaces up to 150HPS - 175 MH

### CONSTRUCTION

- Die cast hinged front and rear housing
- Built in template for electrical box mounting
- Stainless steel captive fasteners
- Polyester powder finish
- Adaptive LED optics
- Custom colors
- Continuous closed cell captive gasket
- LED obscuring stippled lens
- Heat sunk LED boards
- Low LED junction temperatures

### LISTINGS/ELECTRICAL

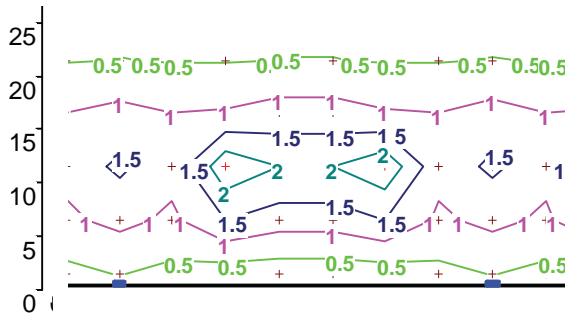
- ETL wet location listed for US and Canada
- Electronic LED driver
- Five year limited warranty
- -40°F starting
- 20 LEDs use 65 watts of power

Patent Pending Optics

### SNDFT Optical Advantage

Per LM-79, the GUTH patent pending aimed optics put 95.4% of the lumens on the task. Uniformity is unprecedented.

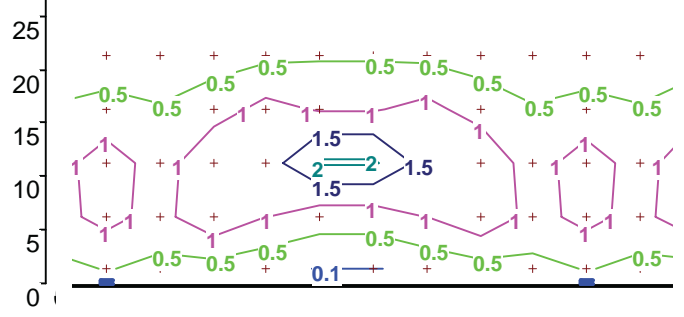




35 70

Conversion of Hor. to Vert. FC		
Dist. from SNDFT	FC Hor	FC Vert
10'	2	2
17'	1	1.7
22'	.50	1.1

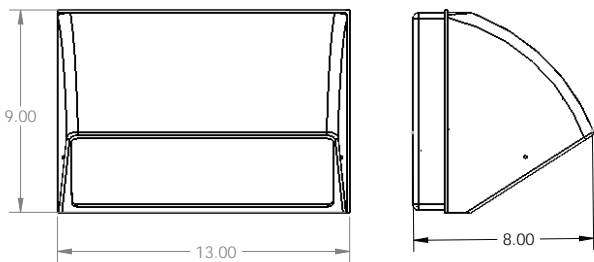
Note: To better visualize visibility convert horizontal to vertical footcandles.  
Vert. FC = Hor. FC multiplied by the distance away from the fixture ÷ 10.




45 90

Conversion of Hor. to Vert. FC		
Dist. from SNDFT	FC Hor	FC Vert
10'	1.5	1.5
16'	1	1.6
20'	.50	1.0

### Dimensions



Stippled Lens Hides LED's



LED Heat Sink

### SUNDOWNER LED Catalogue Numbers

<b>SNDC</b>	<b>13</b>	<b>B</b>	<b>20L</b>	<b>S</b>	<b>1</b>
SNDC	Size 13 - 13"	Finish B - Dark bronze C - Custom RAL	LEDs 8L - 8 LEDs (20W) 20L - 20 LEDs (38 W)	Tempered Lens S - Stippled glass G - Clear glass	Voltage 1 - 120V 2 - 277V 3 - 347V

Guth utilizes the services of U.L. and ETL for listing products  
Specifications and data are subject to change without notice.



### Options

"PEC" - button photocell  
"/DIMPC" - dimming sensor (consult factory)

Note: Use Guth GPCF inverter for emergency lighting

Project Name:

Type	Catalogue Number	Comments

Guth Lighting is a Philips group brand - 08/10