

SUNDOWNER™ LED – up to 18 year Maintenance Cycle

Earn LEED Energy Credits



Dick's Sporting Goods

FEATURES

- Two sizes - four wattages
- Cut-off Dark Sky optics
- Use 80% less energy
- Use 30% less cut-off fixtures
- 70,000 Hour System Life
- Diecast aluminum housings
- Stainless Steel Hardware
- Field replaceable components

BENEFITS

- Visibility optimized to task
- Non-obtrusive
- Lowest owning cost
- Lowest ?rst cost
- 16-18 year maintenance cycle
- Durable construction
- Long life components
- Easily maintainable

APPLICATIONS

- School facades
- Commercial buildings
- Theaters
- Universities
- Indoor walkways
- Tunnels
- Parking Structures
- Doorways

Specifications/Features

GENERAL

- Premium constructed LED wall mounted luminaire
- Up to 53.9 lumens per watt delivered per LM-79
- No maintenance for up to 18 years
- Up to 4 to 1 spacing

CONSTRUCTION

- Die cast hinged front and rear housing
- Built in template for electrical box mounting
- Stainless steel captive fasteners
- Polyester powder finish
- Adaptive LED optics
- Custom colors
- Continuous closed cell captive gasket
- Clear Tempered glass lens
- LED obscuring stippled lens
- Heat sunk LED boards
- Low LED junction temperatures

LISTINGS/ELECTRICAL

- ETL wet location listed for US and Canada
- Electronic LED driver
- Five year limited warranty
- -40°F starting

SND Optical Advantage

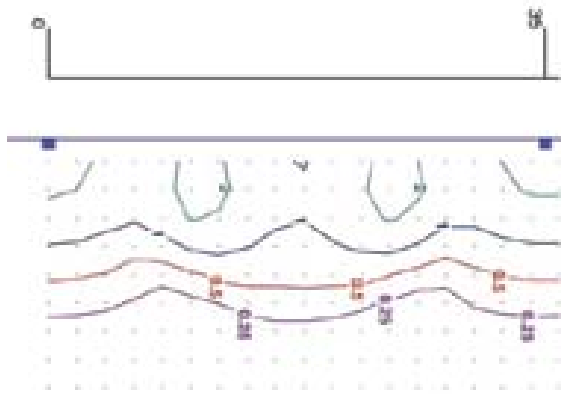
The optics puts 70% of the light on the task and only 10% hits the wall. The SND20L replaces up to 250MH with almost perfect uniformity and longer spacing ratios.

HID and CFL wallpacks use reflectors to redirect the light. Efficiency is 35%-55%. Of that 20-30% hits the building wall and 15-20% goes straight down.

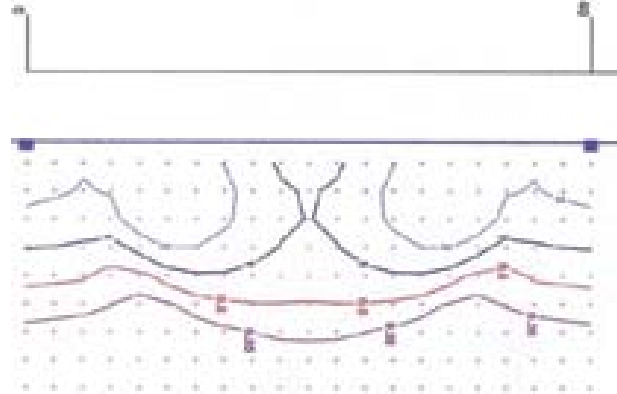


Photometrics

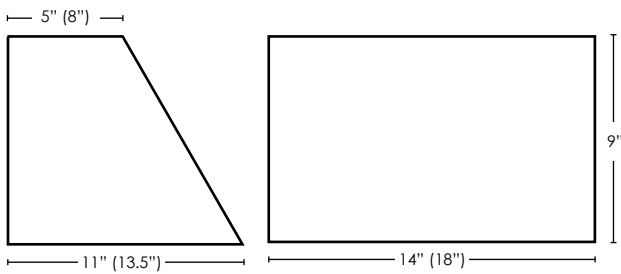
SND-14B-12L-S
10' mounting - 35' spacing
ITL Test # 14248




SND-14B-20L-S
10' mounting - 40' spacing
ITL Test #14245



Dimensions - 14" & 18"



Stippled Lens Hides LED's



SNDR LED Heat Sink



Wire Guard



Poly Guard and Yoke

SUNDOWNER LED Catalogue Numbers

SND	14	B	20L	S	1	Voltage 1 - 120V 2 - 277V 3 - 347V
Size 14 - 14" 18 - 18"		LEDs 14 Inch 4L - 4 LEDs (8W) 8L - 8 LEDs (16W) 12L - 12 LEDs (24W) 20L - 20 LEDs (40W) 18 Inch 40L - 40 LEDs (80W)		Tempered Lens S - Stippled glass G - Clear glass		
Finish B - Dark bronze C - Custom RAL						

Options

- "/WG" - wire guard
- "/PG" - polycarbonate guard
- "/YK" - adjustable mounting yoke (14" only)
- "/PEC" - button photocell
- "/DIMPC" - dimming sensor (consult factory)
- "/W" - wide 4 to 1 spacing (20L, 40L)

Note: Use Guth GPCF inverter for emergency lighting

Project Name:

Type	Catalogue Number	Comments