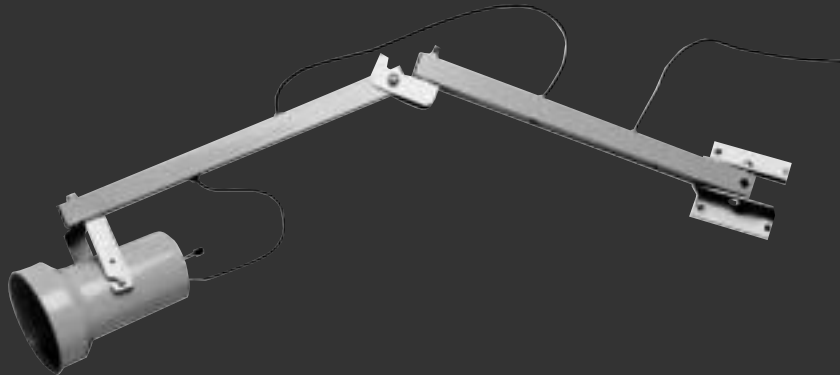


ADJUSTABLE, FOLDING ARM LOADING DOCK-LIGHTS

For Hard To Light Trailers, Trucks and Rail Cars



FEATURES

- 300W incandescent
- Single or double strut
- Single, double or triple arm
- Steel head
- Spring loaded socket

BENEFITS

- Variable arming
- Easy maintenance
- Durable

APPLICATIONS

- Loading docks

Specifications/Features

GENERAL

- Single or double strut incandescent dock light, available in single, double, or triple arms.

CONSTRUCTION

- Light head-18 gauge one piece deep drawn steel with rolled lip for improved strength and no sharp edge.
- Struts-14 gauge 1.5" square steel tubing.
- Knuckle-joint allows adjustment of lamp arm in vertical and horizontal planes. Standard on single strut units; available on double strut units.
- Arm joints include sintered bronze/steel bearings.
- Two piece large plated steel wall mounting bracket.
- Light head and swing arms finished in baked powder coat "safety yellow."
- Push button socket extender allows for easy lamp replacement.
- Socket assembly is spring loaded to absorb minor impacts.

LAMPS & LENS


- Up to 300W incandescent; PAR 38 or R40.
- Wire lamp guard standard on all incandescent units.

LISTINGS

- Listed product U.L. Damp Location and CSA.

ELECTRICAL

- Heavy duty ON-OFF switch mounted on light head.
- High temperature porcelain socket.



Double strut construction provides greater strength where desired.

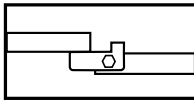
Knuckle-joint with sintered bronze/steel bearings for adjustment in horizontal and vertical planes.

18", 3 blade fan enclosed in wire guard. DGD-24, 40 and 60 Models only.

- 18/3 SJT cord for direct connection.
- Optional fan available; adjustable yoke bracket mounting; 120 volt, 3.3 amp motor and two speed (off/low/high) switch; 3-blade 18" fan enclosed inside wire guard.
- Fan must be ordered with fixture: no retrofit kit available. Only available on double strut, 24", 40", and 60" units. Not available with knuckle-joint.

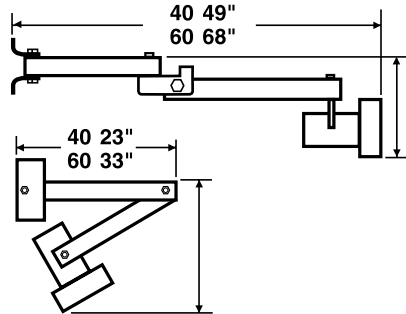
Dimensions

KNUCKLE JOINT

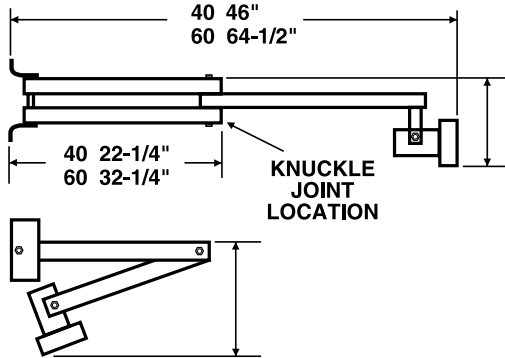


Standard on DGS-40/60
DGD-40/60
DGD-90

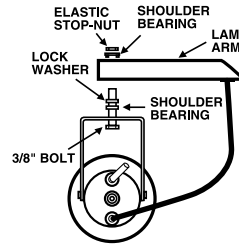
DGS-40/60 SINGLE STRUT - DOUBLE ARM



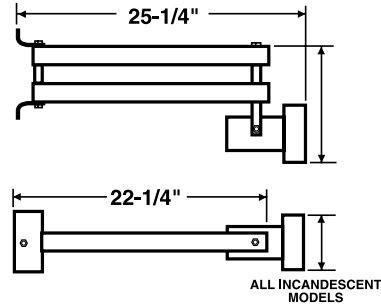
DGD-40/60 DOUBLE STRUT - DOUBLE ARM



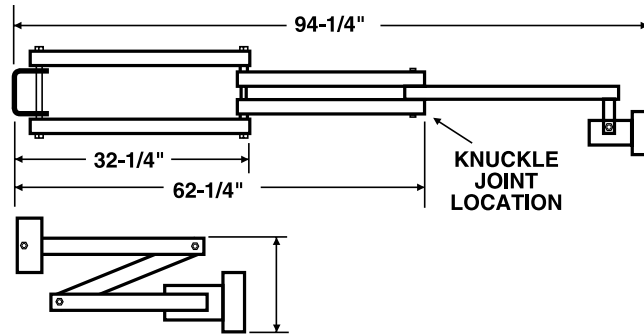
LAMP HEAD MOUNTING



DGD-24 DOUBLE STRUT - SINGLE ARM



DGD-90 DOUBLE STRUT - TRIPLE ARM



Loading Dock-Lights Catalog Numbers

CATALOG NUMBER	DESCRIPTION
DOUBLE STRUT 300W INCANDESCENT	
DGD-24-300I	Single Arm, 24"
DGD-24-300I/Fan	Single Arm, 24", with Fan
DGD-40-300I	Double Arm, 40"
DGDK-40-300I	Double Arm, 40", Knuckle Joint
DGD-40-300I/Fan	Double Arm, 40", with Fan
DGD-60-300I	Double Arm, 60"
DGD-60-300I/Fan	Double Arm, 60", with Fan
DGDK-60-300I	Double Arm, 60", Knuckle Joint
DGD-90-300I	Triple Arm, 90"
DGDK-90-300I	Triple Arm, 90", Knuckle Joint
SINGLE STRUT 300W INCANDESCENT	
DGSK-40-3001-I	Double Arm, 40" Knuckle Joint
DGSK-60-3001-I	Double Arm, 60" Knuckle Joint

Accessories

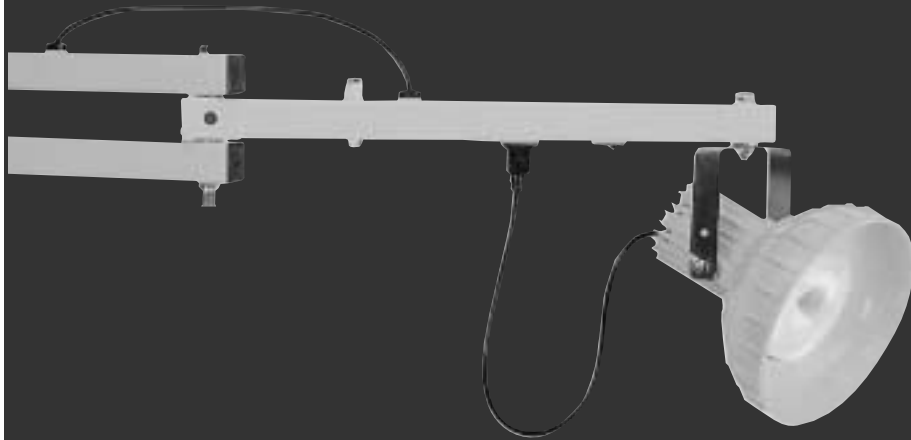
CATALOG NUMBER	DESCRIPTION
DG-WG	Wire Guard Incandescent
DG-300I	Incandescent Replacement Head

Project Name:

Type	Catalogue Number	Lamp	Comments

ADJUSTABLE FOLDING ARM, POLYCARBONATE HEAD

For Hard To Light Trailers, Trucks and Rail Cars



FEATURES

- 150W Incandescent or 50W HPS
- Single or double strut
- Single, double or triple arm
- Spring loaded strut
- Polycarbonate head

BENEFITS

- Variable arming
- Easy maintenance
- Durable
- Cool lamp head

APPLICATIONS

- Loading

Specifications/Features

GENERAL

- Single or double strut dock light, available in single, double, or triple arms.
- Available in incandescent or HPS.

CONSTRUCTION

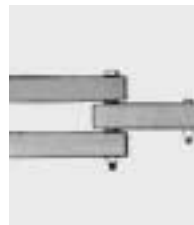
- Light head-high impact polycarbonate to prevent denting or breakage.
- Struts-14 gauge 1.5" square steel tubing.
- Knuckle-joint allows adjustment of lamp arm in vertical and horizontal planes. Standard on single strut units; available on double strut units.
- Arm joints include sintered bronze/steel bearings.
- Two piece large plated steel wall mounting bracket.
- Light head and swing arms finished in "safety yellow."
- Push button socket extender allows for easy lamp replacement.
- Socket assembly is spring loaded to absorb minor impacts.

LAMPS & LENS

- Up to 150W incandescent; PAR 38 or R40.
- 50W HPS.
- Diffuser glare shield standard on HPS units.
- Wire lamp guard standard on all units.

LISTINGS

- Listed product U.L. Damp Location and CSA.



Double strut construction provides greater strength where desired.



Knuckle-joint with sintered bronze/steel bearings for adjustment in horizontal and vertical planes.



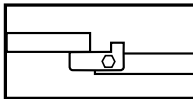
18", 3 blade fan enclosed in wire guard. Available on both incandescent and HID (DGD-24, 40 and 60 Models only).

ELECTRICAL

- Heavy duty ON-OFF switch mounted on light head.
- High temperature porcelain socket.
- 18/3 SJT cord for direct connection.
- Optional fan available; adjustable yoke bracket mounting; 120 volt, 3.3 amp motor and two speed (off/low/high) switch; 3-blade 18" fan enclosed inside wire guard.
- Fan must be ordered with fixture; no retrofit kit available. Only available on double strut, 24", 40", and 60" units. Not available with knuckle joint.
- HID available in 120V only.

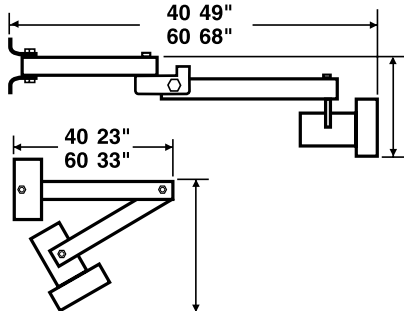
Photometrics

KNUCKLE JOINT

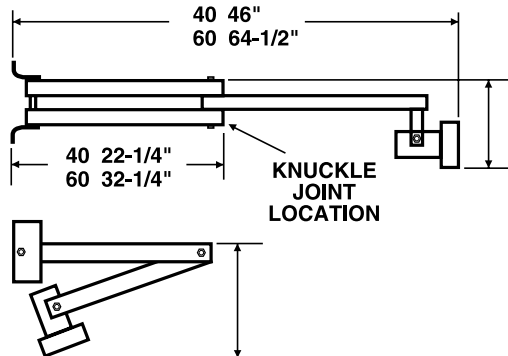


Standard on DGS-40/60
DGD-40/60
DGD-90

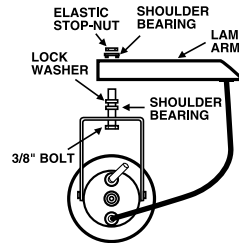
DGS-40/60 SINGLE STRUT - DOUBLE ARM



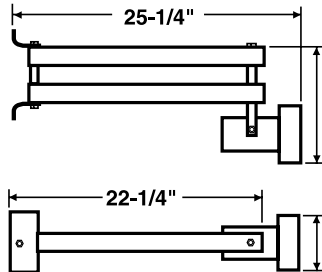
DGD-40/60 DOUBLE STRUT - DOUBLE ARM



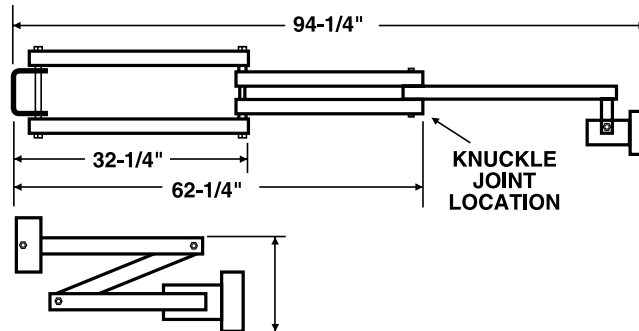
LAMP HEAD MOUNTING



DGD-24 DOUBLE STRUT - SINGLE ARM



DGD-90 DOUBLE STRUT - TRIPLE ARM



Polycarbonate Dock-Lights Catalog Numbers

CATALOG NUMBER	DESCRIPTION
DOUBLE STRUT 300W INCANDESCENT POLYCARBONATE	
DGD-24-1501-P	Single Arm, 24"
DGD-24-1501-P/Fan	Single Arm, 24", with Fan
DGD-40-1501-P	Double Arm, 40"
DGDK-40-1501-P	Double Arm, 40", Knuckle Joint
DGD-40-1501-P/Fan	Double Arm, 40", with Fan
DGD-60-1501-P	Double Arm, 60"
DGD-60-1501-P/Fan	Double Arm, 60", with Fan
DGDK-60-1501-P	Double Arm, 60", Knuckle Joint
DGD-90-1501-P	Triple Arm, 90"
DGDK-90-1501-P	Triple Arm, 90", Knuckle Joint
SINGLE STRUT 150W INCANDESCENT POLYCARBONATE	
DGSK-40-1501-P	Double Arm, 40" Knuckle Joint
DGSK-60-1501-P	Double Arm, 60" Knuckle Joint

CATALOG NUMBER	DESCRIPTION
DOUBLE STRUT 50 HPS MEDIUM POLYCARBONATE	
DGD-24-50HP-1-P	Single Arm, 24"
DGD-24-50HP-1-P/Fan	Single Arm, 24", with Fan
DGD-40-50HP-1-P	Double Arm, 40"
DGDK-40-50HP-1-P	Double Arm, 40", Knuckle Joint
DGD-40-50HP-1-P/Fan	Double Arm, 40", with Fan
DGD-60-50HP-1-P	Double Arm, 60"
DGD-60-50HP-1-P/Fan	Double Arm, 60", with Fan
DGDK-60-50HP-1-P	Double Arm, 60", Knuckle Joint
DGD-90-50HP-1-P	Triple Arm, 90"
DGDK-90-50HP-1-P	Triple Arm, 90", Knuckle Joint

SINGLE STRUT 50 HPS MEDIUM POLYCARBONATE	
DGSK-40-50HP-1-P	Double Arm, 40" Knuckle Joint
DGSK-60-50HP-1-P	Double Arm, 60" Knuckle Joint

Accessories

CATALOG NO.	DESCRIPTION
DG-50HP-1-P	HID 50HPS Polycarbonate Replacement Head

Project Name:

Type	Catalogue Number	Lamp	Comments

Guth utilizes the services of U.L. and ETL for listing products. Specifications and data are subject to change without notice.

GUTH
a GENLYTE company

H 16
R7/07