

WALL-LITER-S™

Distinctive Styling in A Thin Profile



FEATURES

- Up to 250 watt HID
- Aluminum housing
- Specular Alzak reflector
- Thin 5.2" linear design
- Up to 180 watt LPS

BENEFITS

- Architectural appearance
- High efficiency
- Easy maintenance

APPLICATIONS

- Building walls

Specifications/Features

GENERAL

- Thin profile wall mounted outdoor bracket not more than 12" high by 5-1/2" deep with length varying to accommodate up to 250W H.I.D. Lamps.
- Design allows field attachment of polycarbonate shield to protect glass lens models without using additional hardware.
- Fixture can be relamped without removal of any parts.

HOUSING

- Body of formed aluminum with die-cast ends in a rectangular cross section.
- Finished in baked bronze powder coat.
- Specular aluminum reflector.
- Ballast compartment door shall hinge at backplate.

LENS

- Prismatic polycarbonate for LPS up to 55 watts and HPS models up to 150 watts.
- Etched Pyrex Glass lens for all Mercury Vapor, all Metal Halide and 250W High Pressure Sodium fixtures.
- Lens gasketed at interface with ends and seamed along upper edge by "clam-shell" action of ballast compartment.

LISTINGS

- U.L. Listed, "Suitable for Wet Locations."
- Listed for U.S. and Canada.



"Clam-shell" die-cast construction and snap-out ballast cover gives total access to electrical components.



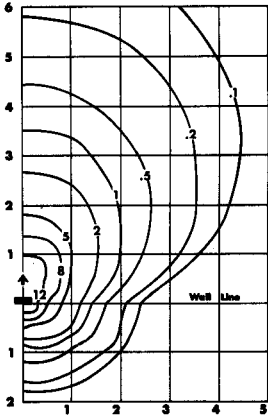
Specular reflector for peak efficiency and lasting performance. Closed-cell cross-linked polyethylene gasketing.

ELECTRICAL

- Ballasts are HPF and suitable for lamp and voltage selected.
- All fixtures carry the IBEW Union label to ensure quality.

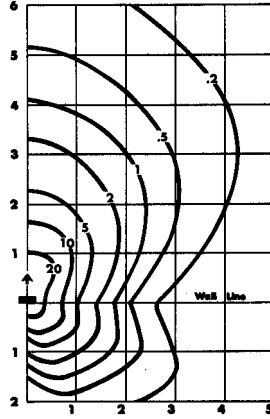
Photometrics

B18606/120
150W HPS Clear Lamp



S/MH Ratio 4:1
Total Lamp Lumens 16,000
Fixture Efficiency 76%

B17705/120
250W HPS Clear Lamp



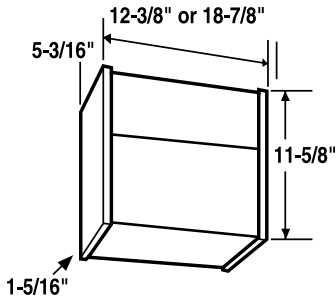
Total Lamp Lumens 27,500
Fixture Efficiency 79%
Report No. P11326

MOUNTING HEIGHT CONVERSION CHART*

Mounting Height	Footcandle Multiplier
8'	1.56
10'	1.00
12'	.69
14'	.51
16'	.39
18'	.31
20'	.25
22-1/2'	.20
25'	.16

*Photometrics taken with 10' mounting height. For other mounting heights, use footcandle multiplier above.

Dimensions



Wall-Liter-S™ Catalog Numbers

PYREX GLASS LENS UNITS

Catalog Number	Description	Total Watts
B17601/120	100W MV E23-1/2 or BT28, 12-3/8"	124
B17602/120	175W MV E28 or BT28, 12-3/8"	200
B17603/120	175W MH E28 or BT28, 12-3/8"	210
B17701/120	250W MV E28 or BT28, 18-7/8"	285
B17703/120	250W MH E28 or BT28, 18-7/8"	294
B17705/120	250W HPS, E-18, 18-7/8"	300
B17609/120	100 MH 12-3/8"	129
B17610/120	70 MH 12-3/8"	94

POLYCARBONATE LENS UNITS

Catalog Number	Description	Total Watts
B18604/120	70W HPS E23-1/2 or BT28, 12-3/8"	88
B18605/120	100W HPS E23-1/2 or BT28, 12-3/8"	130
B18606/120	150W HPS E23-1/2 or BT28, 12-3/8"	188
B18607/120	35/55W LPS SOX35/SOX55, 18-7/8"	62 or 87
B18608/120	135/180W LPS, 47"	178 or 220
B18609/120	90W LPS, 25"	125
B18618/120	18W LPS, 12-3/4"	31
B18619/120	50W MV, E17 Med, 8"	74
B18620/120	35W HPS, E17 Med, 8"	53
B18621/120	50W HPS, E17 Med, 8"	72
B18622/120	70 HPS, E17 Med, 8" (NPF) 120V only	88
B18623/120	100W HPS, E17 med, 12-3/4" (NPF) 120V only	130
B18624/120	100W HPS, E17 Med, 12-3/4" 120V only	188

Options

- "/TP" - Tamper Resistant Screws
- "/CAB" - Cast Aluminum Outlet Box
- "/LS" - Lexan Shield over Glass Lens
- "/B214" - Corner Bracket
- "/BLACK" - Black Body

For Vandal Proof applications, consult factory.

Project Name:

Type	Catalogue Number	Comments